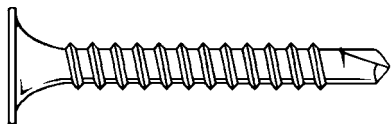


DRYWALL SELF DRILLING SCREWS

Bugle Head Self-Drill



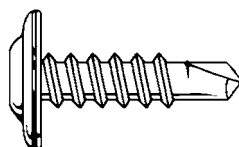
Used for fastening drywall to 14-20 gauge metal studs.

- Posi-Grip drill point provides easier cutting and faster penetration.

- Available in Black Phosphate or Zinc plated.

Size	Part No.	Qty./Box	Approx. Wt./Box
6 x 1	SD100	10 M	33 lbs
6 x 1 1/8	SD118	10 M	34 lbs
6 x 1 1/4	SD114	8 M	30 lbs
6 x 1 5/8	SD158	5 M	23 lbs
6 x 1 7/8	SD178	4 M	27 lbs
8 x 2 3/8	SD238	3 M	24 lbs
8 x 2 5/8	SD258	2.5 M	24 lbs
8 x 3	SD300	2 M	25 lbs
10 x 3 1/2	SD312	1 M	18.1 lbs
10 x 4	SD400	.5 M	10.3 lbs

Wafer Lath Self-Drill



For attaching metal lath to heavy gauge (14-20) metal studs.

- Zinc plated, Phil drive.

Size	Part No.	Qty./Box	Approx. Wt./Box
8 x 1/2	WD012Z	10 M	41 lbs
8 x 3/4	WD034Z	8 M	44 lbs
8 x 1	WD100Z	5 M	29 lbs
8 x 1/4	WD114Z	5 M	34 lbs
8 x 5/8	WD158Z	4 M	34 lbs
8 x 1 7/8	WD178Z	3.5 M	36 lbs
10 x 1/2	WD10012Z	10 M	44 lbs
10 x 3/4	WD10034Z	7 M	42 lbs

Trim Head Self-Drill

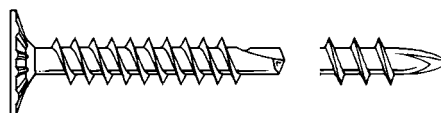


Used for attaching wood trim or base to 14-20 gauge metal studs. Zinc coating.

- Square drive.

Size	Part No.	Qty./Box	Approx. Wt./Box
6 x 1	TSD100Z	10 M	30 lbs
6 x 1 5/8	TSD158Z	5 M	22 lbs
7 x 2 1/4	TSD7214Z	3 M	19 lbs
8 x 3	TSD300Z	2 M	22 lbs

Cement Board Self-Drill Screws



For attaching cement board to 14-20 gauge metal studs. Special exterior coating provides over 500 salt spray hours.

- Self-Drill.
- Type "S" point.

Size	Part No.	Qty./Box	Approx. Wt./Box
8 x 1 1/4	DR114	5 M	34 lbs
8 x 1 5/8	DR158	4 M	35 lbs
8 x 2 1/4	DR214	2 M	22 lbs
8 x 1 1/4	SR114	5 M	34 lbs
8 x 1 5/8	SR158	4 M	35 lbs
8 x 2 1/4	SR214	2 M	22 lbs

Self-Piercing (Slotted) Hex Washer Head Needle Point

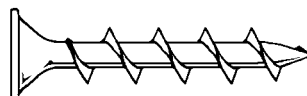


Used in light metal assembly such as electrical outlets, framing, and various other sheet metal applications. Slotted head. Zinc Plated.

- Extra sharp point for faster penetration.
- Twin lead thread makes for easier installation.

Size	Part No.	Qty./Box	Approx. Wt./Box
8 x 1/2	HSS8012	10 M	45 lbs
8 x 3/4	HSS8034	10 M	43 lbs
8 x 1	HSS8100	7.5 M	37 lbs
8 x 1 1/4	HSS8114	6 M	36 lbs
8 x 1 1/2	HSS8112	5 M	37 lbs
8 x 2	HSS8200	3 M	30 lbs
10 x 1/2	HSS10012	14 M	50 lbs
10 x 3/4	HSS10034	7.5 M	35 lbs
10 x 1	HSS10100	5 M	34 lbs
10 x 1 1/2	HSS10112	3 M	35 lbs
10 x 2	HSS10200	2 M	35 lbs

Wood Screws/Flat Square Head/Coarse Thread



For cabinet installation and other hard wood to wood applications. Square drive creates

more positive driving. Type 17 point. Nibs under head.

- Phillips and square drive.
- Black, Yellow Zinc or Dacro.

Size	Part No.	Qty./Box	Approx. Wt./Box
8 x 1 1/4	CS8114	7 M	33 lbs
8 x 1 1/2	CS8112	6 M	32 lbs
8 x 1 5/8	CS8158	5 M	27 lbs
8 x 1 3/4	CS8134	4 M	26 lbs
8 x 2	CS8200	3.5 M	25 lbs
8 x 2 1/4	CS8214	3 M	21 lbs
8 x 2 1/2	CS8212	2.5 M	23 lbs
8 x 3	CS8300	2 M	24 lbs